

Scaled data based on original data using  
LM-79-08 Approved Method: Electrical and Photometric Measurements of Solid-  
State Lighting Products

Test Report Prepared for  
Cooper Lighting Solutions  
(formerly Eaton)

Brand: LUMARK

Report Number: P295425

Luminaire Tested: **TCRS5M(7040-7050)-VISOR**

Issue Date: 3/3/2020

**Test Information**

Test Method: LM-79-08  
Report Number: P295425  
TEST IS SCALED FROM IESNA LM-79-08 TEST DATA (G3-1902-140-11)  
Test Lab: INNOVATION CENTER(G3)  
Issue Date: 3/3/2020  
Manufacturer: COOPER LIGHTING SOLUTIONS (FORMERLY EATON)  
Product Line: LUMARK  
Catalog Number: TCRS5M(7040-7050)-VISOR  
Description: TRACER SMALL, VISOR NEMA 4x4  
Light Source: (6) 4000K&5000K CCT, 70 CRI LEDS  
Ballast/Driver: ELECTRONIC DRIVER

**Summary**

Lumens per Lamp: N/A  
Luminaire Lumens: 551.6 lumens  
Efficiency: N/A  
Efficacy: 110.3 lumens/watt  
Luminous Opening: Circular (Dia: 0.17' x H: 0')  
IES Classification: Type V - Short - Full Cutoff  
BUG Rating: B1 - U0 - G0

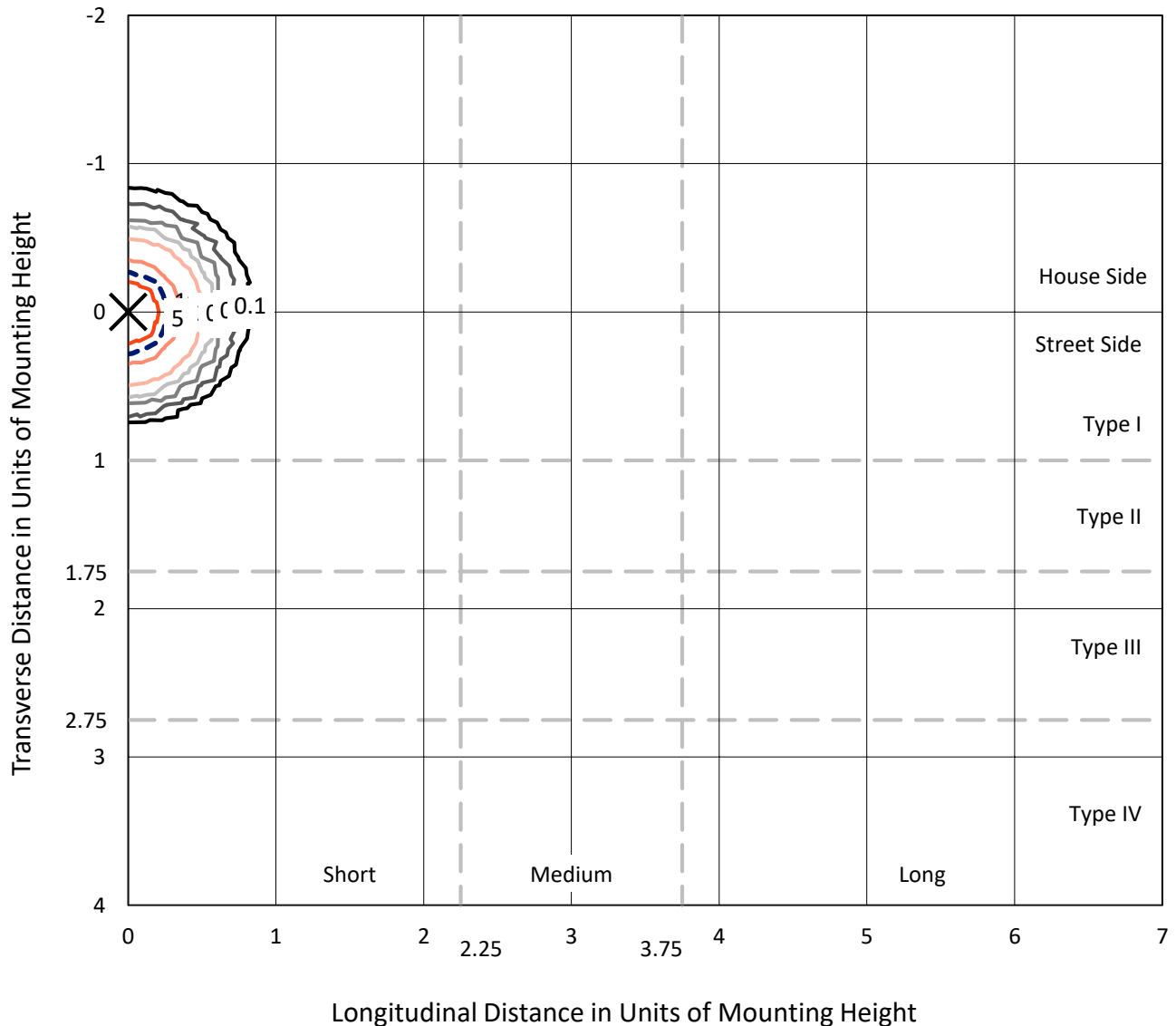
Input Watts (W): 5  
Input Voltage (V): 120  
Input Current (Ain): NR  
Voltage Rise (V): NR  
Power Factor: NR  
Total Harmonic Distortion (THDi): NR  
Frequency (hertz): 60  
Stabilization Time: NR  
Operation Time: NR  
Ambient Temperature (°C): NR  
Test Distance: 25 FT



REPORT NUMBER: P295425  
 CATALOG NUMBER: TCRS5M(7040-7050)-VISOR

### Iso-Footcandle Lines of Horizontal Illumination

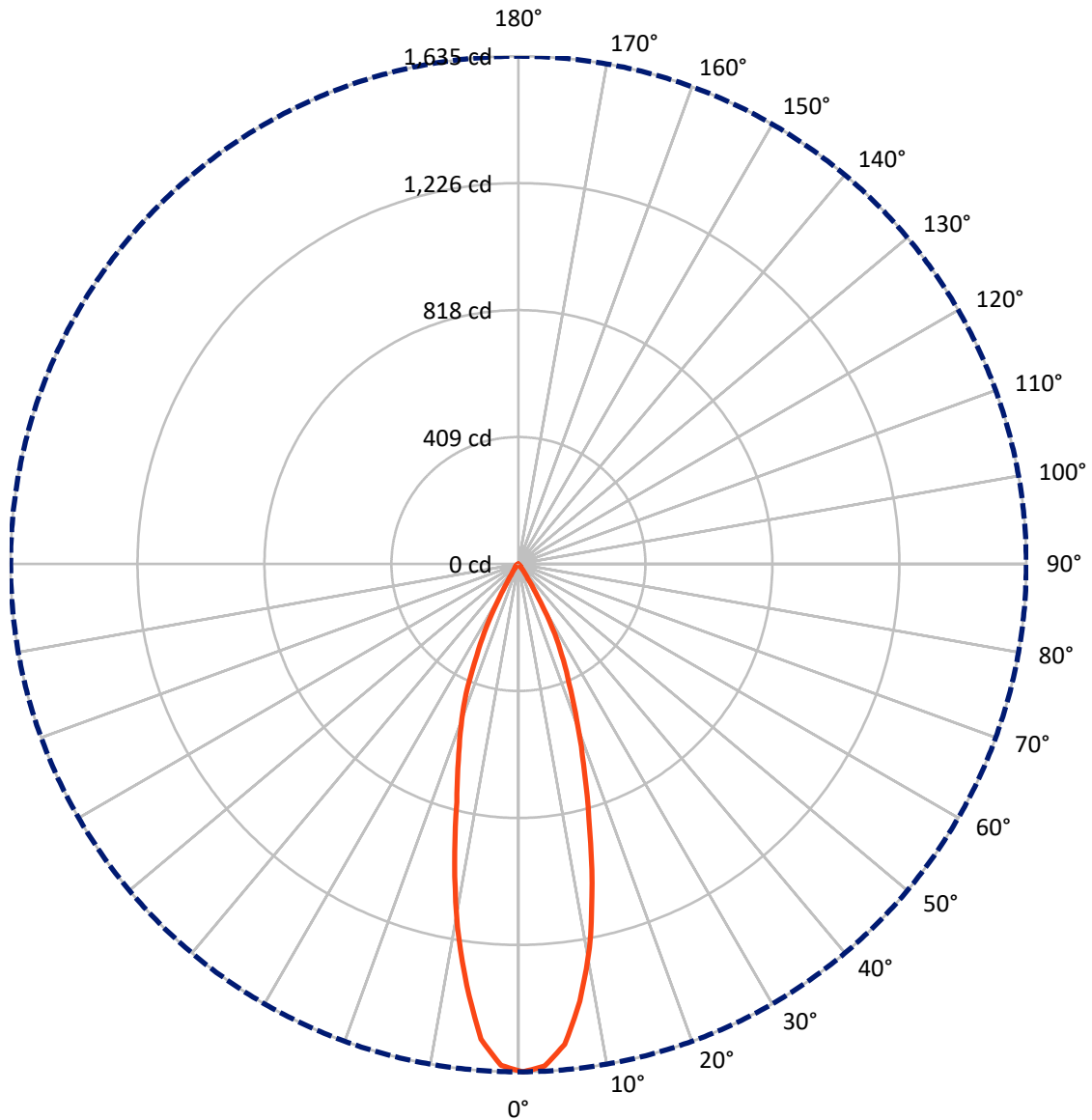
× Max cd  
 - - - 1/2 Max cd



Based on 10 foot mounting height. Maximum calculated value = 16.4 fc  
 Type V - Short - Full Cutoff

REPORT NUMBER: P295425  
CATALOG NUMBER: TCR55M(7040-7050)-VISOR

### Luminous Intensity Polar Plot



— Vertical Plane Through 0-Deg Lateral      - - - Horizontal Cone Through 0-Deg Vertical

REPORT NUMBER: P295425

CATALOG NUMBER: TCRS5M(7040-7050)-VISOR

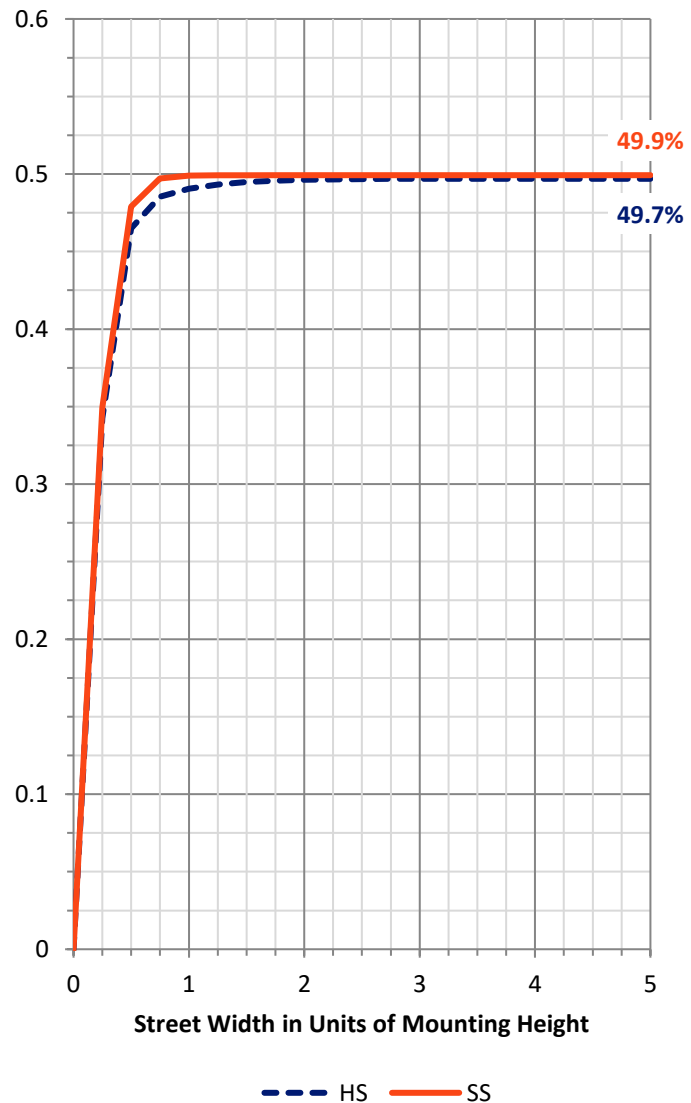
**FLUX DISTRIBUTION:**

		Downward	Upward	Total
<b>House Side</b>	Lumens	278.2	0.0	278.2
	% Fixture	50.4	0.0	50.4
<b>Street Side</b>	Lumens	273.5	0.0	273.5
	% Fixture	49.6	0.0	49.6
<b>Total</b>	Lumens	551.6	0.0	551.6
	% Fixture	100.0	0.0	100.0

**Coefficient of Utilization**

**ZONAL LUMENS:**

Zone	Lumens	% Fixture
0°-10°	135.9	24.6
10°-20°	226.2	41.0
20°-30°	146.7	26.6
30°-40°	29.2	5.3
40°-50°	7.8	1.4
50°-60°	4.1	0.7
60°-70°	1.6	0.3
70°-80°	0.1	0.0
80°-90°	0.0	0.0
90°-100°	0.0	0.0
100°-110°	0.0	0.0
110°-120°	0.0	0.0
120°-130°	0.0	0.0
130°-140°	0.0	0.0
140°-150°	0.0	0.0
150°-160°	0.0	0.0
160°-170°	0.0	0.0
170°-180°	0.0	0.0
0°-90°	551.6	100.0
0°-180°	551.6	100.0



REPORT NUMBER: P295425

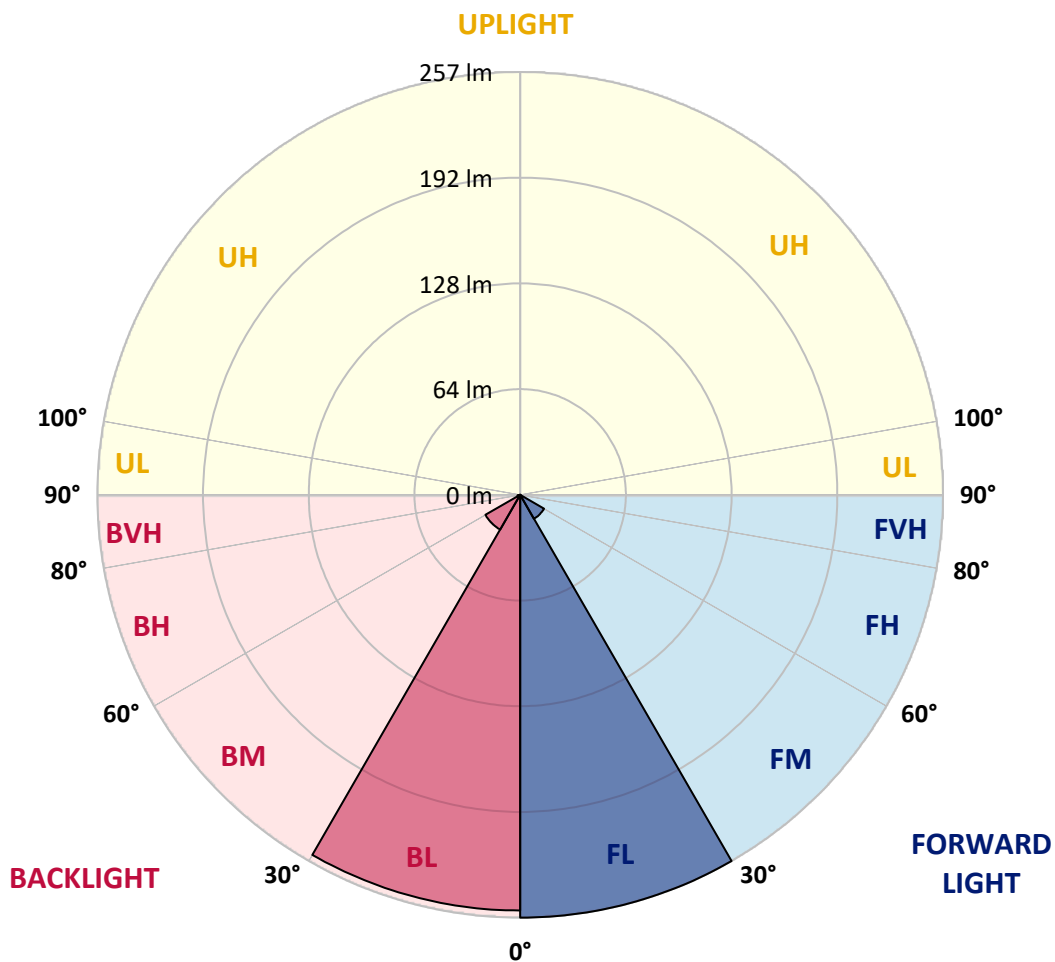
CATALOG NUMBER: TCRS5M(7040-7050)-VISOR

**LUMINAIRE CLASSIFICATION SYSTEM LUMEN TABLE AND BUG RATING:**

Zone		Lumens	% Fixture	Zone Rating/Lumen Limit		
				B	U	G
FL	(0°-30°)	256.6	46.5			
FM	(30°-60°)	16.8	3.0			
FH	(60°-80°)	0.1	0.0			G0/660
FVH	(80°-90°)	0.0	0.0			G0/10
BL	(0°-30°)	252.2	45.7	B1/500		
BM	(30°-60°)	24.3	4.4	B0/220		
BH	(60°-80°)	1.6	0.3	B0/110		G0/660
BVH	(80°-90°)	0.0	0.0			G0/10
UL	(90°-100°)	0.0	0.0		U0/0	
UH	(100°-180°)	0.0	0.0		U0/0	

**BUG Rating: B1-U0-G0**

Type V Short





REPORT NUMBER: P295425

CATALOG NUMBER: TCRS5M(7040-7050)-VISOR

**CANDELA DISTRIBUTION (FULL):**

	0°	22.5°	45°	67.5°	90°	112.5°	135°	157.5°	180°
0°	1635.0	1635.0	1635.0	1635.0	1635.0	1635.0	1635.0	1635.0	1635.0
2.5°	1617.9	1614.3	1611.8	1604.5	1624.6	1614.9	1603.9	1610.0	1614.9
5°	1553.8	1549.5	1539.7	1530.0	1544.6	1523.3	1517.8	1520.2	1534.2
7.5°	1420.6	1417.6	1409.7	1414.5	1399.9	1374.8	1375.4	1376.1	1366.3
10°	1257.0	1246.0	1233.1	1220.3	1216.6	1180.6	1183.7	1180.6	1186.1
12.5°	1054.2	1044.4	1019.4	1021.2	1007.8	967.5	988.8	981.5	987.0
15°	847.1	829.4	819.0	805.6	788.5	787.9	784.2	785.4	792.2
17.5°	678.0	670.0	659.0	635.8	645.6	645.6	641.3	643.1	660.2
20°	536.9	536.3	529.5	531.4	533.2	530.8	531.4	532.0	552.1
22.5°	417.8	428.1	433.6	426.9	435.5	437.9	431.2	426.9	449.5
25°	323.7	312.1	324.9	333.5	342.0	341.4	320.7	318.2	322.5
27.5°	235.8	210.1	205.2	240.0	255.9	239.4	213.8	210.7	226.0
30°	121.5	113.0	118.5	146.6	155.7	138.0	120.9	116.7	120.9
32.5°	55.0	52.5	52.5	64.7	70.8	65.4	62.9	61.7	61.7
35°	26.9	24.4	28.7	34.2	41.5	41.5	40.9	39.1	39.1
37.5°	14.0	14.7	20.2	23.2	28.7	29.3	29.3	28.7	28.7
40°	9.2	9.2	12.2	15.3	18.3	20.8	20.8	20.8	19.5
42.5°	6.1	6.1	8.6	11.6	13.4	15.9	15.9	15.9	15.3
45°	3.7	3.7	4.9	8.6	10.4	12.8	13.4	13.4	12.8
47.5°	1.2	1.8	3.7	6.1	9.2	11.0	11.6	11.6	11.6
50°	0.6	1.2	2.4	4.3	7.9	9.8	10.4	10.4	11.0
52.5°	0.0	0.6	1.2	3.1	6.7	8.6	9.2	9.2	9.8
55°	0.0	0.0	0.6	2.4	5.5	7.3	7.9	7.9	8.6
57.5°	0.0	0.0	0.6	1.8	4.3	5.5	6.7	6.7	7.3
60°	0.0	0.0	0.0	1.2	3.1	4.3	5.5	5.5	6.1
62.5°	0.0	0.0	0.0	0.6	1.8	3.1	4.3	4.9	4.9
65°	0.0	0.0	0.0	0.6	1.2	2.4	3.1	3.7	3.1
67.5°	0.0	0.0	0.0	0.0	0.6	1.8	1.8	2.4	1.8
70°	0.0	0.0	0.0	0.0	0.0	1.2	1.2	1.2	1.2
72.5°	0.0	0.0	0.0	0.0	0.0	0.6	0.6	0.6	0.6
75°	0.0	0.0	0.0	0.0	0.0	0.0	0.0	0.0	0.6
77.5°	0.0	0.0	0.0	0.0	0.0	0.0	0.0	0.0	0.0
80°	0.0	0.0	0.0	0.0	0.0	0.0	0.0	0.0	0.0
82.5°	0.0	0.0	0.0	0.0	0.0	0.0	0.0	0.0	0.0
85°	0.0	0.0	0.0	0.0	0.0	0.0	0.0	0.0	0.0
87.5°	0.0	0.0	0.0	0.0	0.0	0.0	0.0	0.0	0.0
90°	0.0	0.0	0.0	0.0	0.0	0.0	0.0	0.0	0.0

(END OF REPORT)